



## ***Appendix 1:***

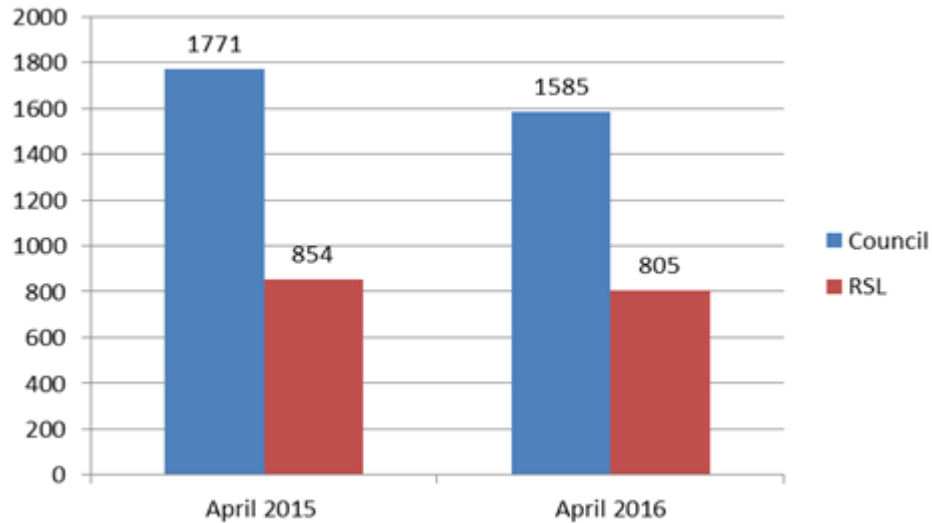
### *Local welfare reform data analysis 2015/16*

---

# 1. Under Occupancy

## Tenure Type:

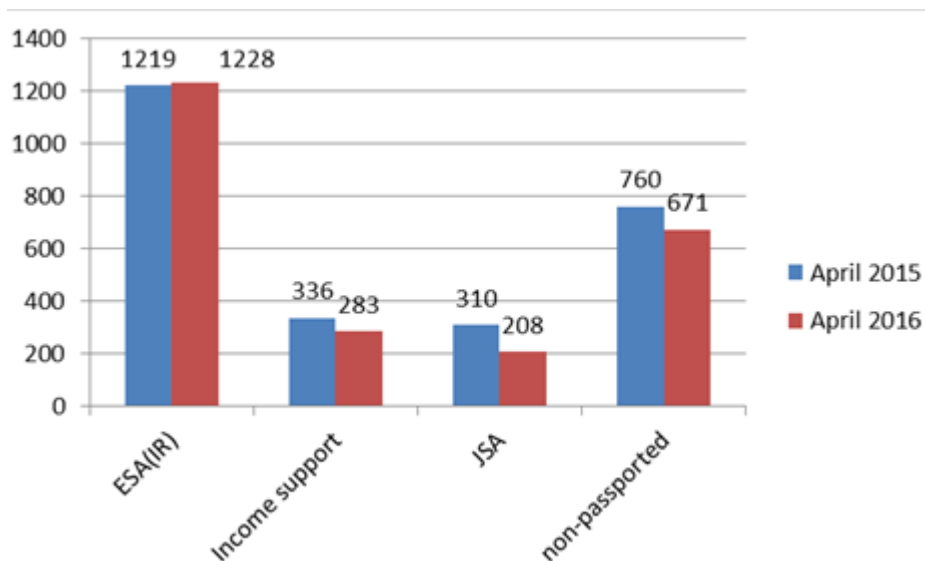
Council tenants make up over 2/3 of the claimants that are affected by the under occupancy charge and there has been no significant change from 2015 to 2016.



## Income Type:

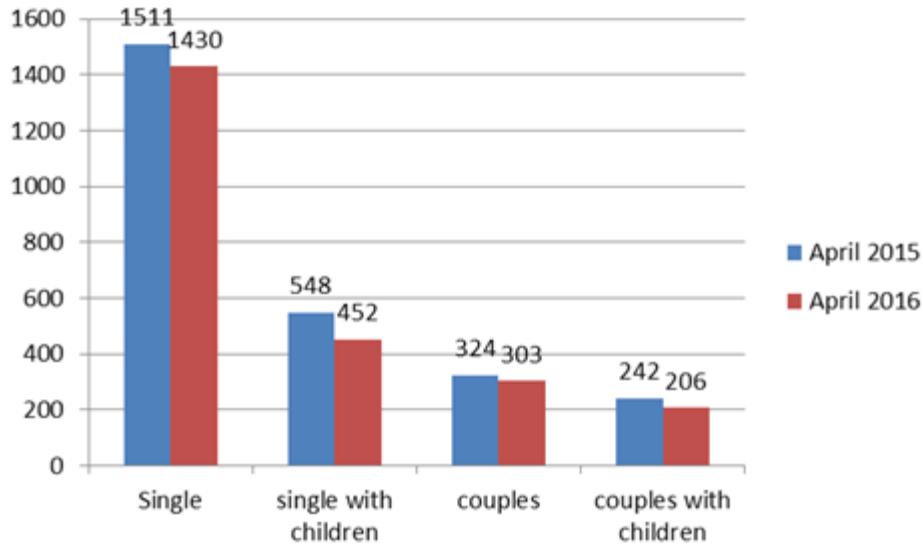
There are four different income types that are subject to the cap. These are Employment & Support Allowance (income-related) (ESA(IR)), Income Support (IS), Job Seekers Allowance (JSA) and non-passported income e.g. earnings.

Claimants on DWP benefits (ESA (IR), Income Support and JSA) make up over 70% of the total caseload. Although there was an overall fall in the number of households that are affected, the number of claimants in receipt of ESA (IR) rose by 1%



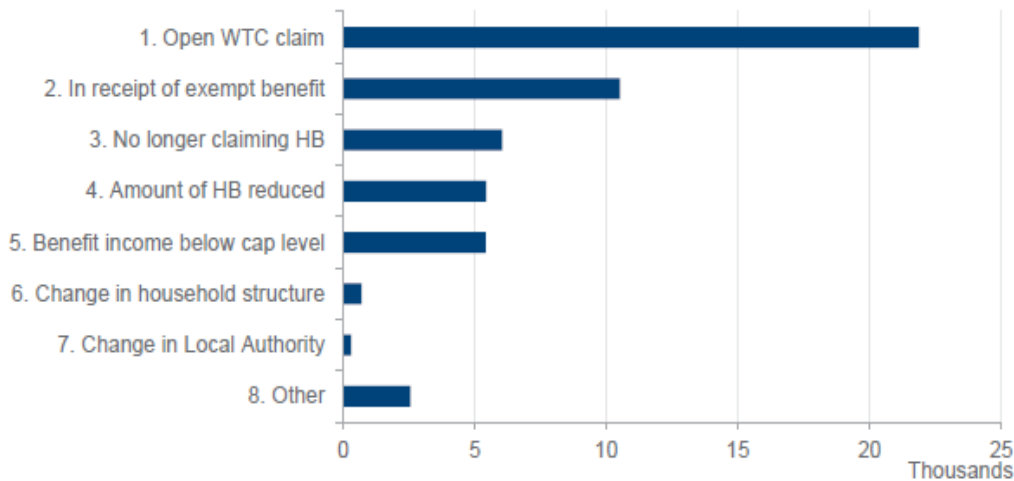
**Family Makeup:**

Approximately 60% of the claimants that were affected were single people both in April 2015 and April 2016. Lone parents made up 20% and couples with and without children made up the remaining 20%. Again, no significant changes were seen throughout the family categories.



**2. Benefit Income Cap cases in Leicester 2015/16**

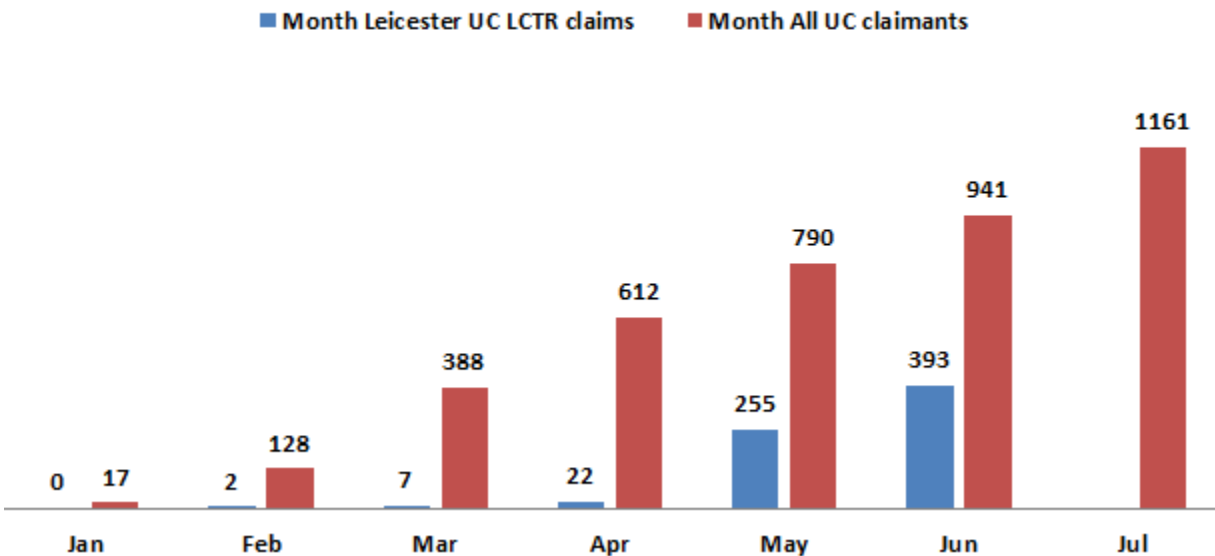
The tables below show the reason as to why households are no longer capped, and the family makeup of capped households in April 2015 and April 2016.



	April 2015	April 2016	% change
Couples with children	63	55	12.7% decrease
Lone Parents	69	69	No change
single people	3	0	100% decrease
Total	135	124	8.15 % decrease

### 3. Universal Credit

#### Universal Credit caseload in Leicester 2016/17



### 4. DHP expenditure 2015/16

The chart below shows the reasons for DHP awards:

#### DHP expenditure 2015/16

